




CANVASS OF PRIMARY ELECTION
DEMOCRATIC PARTY

I, the County Chair of Leon County, Texas, met on Thursday, March 12th, 2020; 3:30 PM at Elections; 155 N. Cass, Centerville, Texas, with the County Executive Committee sitting as the canvassing board for the Primary Election held on March 3rd, 2020 in this county. I certify that the tabulation of returns is true and correct as shown by the precinct returns received from each presiding judge of the election.

Witness my hand this 12th day of March, 2020.


County Chair


NOTE: This statement should be attached to the tabulated copy of returns.

CANVASS OF PRIMARY ELECTION
REPUBLICAN PARTY

I, the County Chair of Leon County, Texas, met on Thursday, March 12th, 2020; 3:30 PM at Elections; 155 N. Cass, Centerville, Texas, with the County Executive Committee sitting as the canvassing board for the Primary Election held on March 3rd, 2020 in this county. I certify that the tabulation of returns is true and correct as shown by the precinct returns received from each presiding judge of the election.

Witness my hand this 12th day of March, 2020.


County Chair

NOTE: This statement should be attached to the tabulated copy of returns.





**LEON COUNTY, TX
2020 PRIMARY ELECTIONS
March 3, 2020**

COUNTY ATTORNEY																		
Keith Cook	429	71	107	182	197	157	7	337	166	344	93	310	223	142	219	50	69	3,103
SHERIFF																		
Kevin Ellis	492	78	140	213	226	168	11	352	192	365	113	356	270	160	255	57	85	3,533
COUNTY TAX ASSESSOR-COLLECTOR																		
Robin Shafer	452	73	124	198	217	162	11	356	187	350	101	333	245	154	237	55	74	3,329
COUNTY COMMISSIONER, PRECINCT #1																		
Don Rose	192	38	37	60												20	27	374
Joey Sullivan	349	47	117	153												38	61	765
COUNTY COMMISSIONER, PRECINCT #3																		
W. Dean Stanford										139	35	205						379
Kyle Workman										275	93	200						568
CONSTABLE, PRECINCT #1																		
Glenn Hightower										143	49	271	210	124	188			985
Chris Johnson										255	64	119	79	46	72			635
CONSTABLE, PRECINCT #2																		
George Holleman	450	75	130	191												49	75	970
CONSTABLE, PRECINCT #4																		
David Welch					206	154	10	329	167									866
COUNTY CHAIRMAN																		
Ken Kunz	397	67	103	178	209	150	9	332	160	327	95	296	220	138	216	51	69	3,017

**LEON COUNTY, TX
2020 PRIMARY ELECTIONS
March 3, 2020**

DEMOCRATIC																			
PRESIDENT																			
Michael R. Bloomberg	10	0	5	4	4	3	0	2	1	5	0	2	8	11	7	2	5	69	
Michael Bennet	0	0	0	0	0	0	0	0	0	0	0	0	0	0	0	0	0	0	
Robby Wells	0	0	0	0	0	0	0	0	0	0	0	1	0	0	0	0	0	1	
Andrew Yang	0	1	0	0	0	0	0	0	0	0	0	0	0	0	0	0	0	1	
Amy Klobuchar	2	0	0	0	1	1	0	1	0	0	0	0	2	2	0	0	0	9	
Marianne Williamson	1	0	0	0	0	0	0	0	0	0	0	0	0	0	1	0	0	2	
Elizabeth Warren	2	0	1	2	6	0	5	0	4	0	1	0	0	0	2	1	24		
Julian Castro	0	0	0	0	0	0	0	0	0	0	0	0	0	0	0	0	0	0	
Pete Buttigieg	2	0	0	1	0	1	0	1	0	4	0	0	2	1	1	2	1	16	
Tulsi Gabbard	0	0	0	0	0	0	0	0	0	0	0	0	0	0	0	0	0	0	
Bernie Sanders	15	0	2	1	2	6	0	7	6	7	0	3	5	9	2	0	2	67	
Joseph R. Biden	31	2	5	14	19	11	0	30	6	21	12	8	23	36	13	11	5	247	
Deval Patrick	0	0	0	0	0	0	0	0	0	0	0	0	0	0	0	0	0	0	
Tom Steyer	0	0	0	0	0	0	0	0	0	0	0	0	2	0	0	0	0	2	
Cory Booker	0	0	0	0	0	0	0	0	0	0	0	0	0	0	0	0	0	0	
Roque "Rocky" De La Fuente	0	0	0	0	0	0	0	0	0	1	0	1	0	0	0	0	0	2	
John K. Delaney	0	0	0	0	0	0	0	0	1	0	0	0	1	0	0	0	0	2	
UNITED STATES SENATOR																			
Cristina Tzintzun Ramirez	3	1	0	1	3	0	0	2	1	4	1	3	5	6	0	3	0	33	
Royce West	14	2	3	1	4	2	0	3	1	5	3	1	15	19	0	3	9	85	
Mary (MJ) Hegar	16	0	5	1	9	6	0	10	4	12	2	2	7	5	1	2	2	84	
Sema Hernandez	3	0	0	0	1	1	0	3	1	0	0	1	2	3	2	1	0	18	
Michael Cooper	4	0	0	1	1	1	0	3	0	3	0	1	1	3	3	1	0	22	
Jack Daniel Foster, Jr.	4	0	0	0	1	0	0	0	0	0	0	1	0	0	0	0	0	6	
Victor Hugo Harris	1	0	0	1	1	2	0	0	0	3	0	0	1	1	0	1	0	11	
D. R. Hunter	1	0	0	1	0	1	0	1	1	0	0	1	1	1	1	0	0	9	
Adrian Ocegueda	0	0	0	1	0	0	0	0	0	0	0	1	0	0	0	0	0	2	
Annie "Mama" Garcia	2	0	2	1	2	1	0	3	0	3	0	1	6	6	2	1	0	30	
Chris Bell	5	0	1	4	1	4	0	4	1	4	2	1	2	6	6	0	2	43	
Amanda K. Edwards	7	0	1	6	3	2	0	7	1	4	1	2	1	3	3	3	1	45	
US REPRESENTATIVE, DISTRICT 8																			
Elizabeth Hernandez	25		6	5	8	8		14									5	71	
Laura Jones	22		4	11	10	8		18									7	80	
US REPRESENTATIVE, DISTRICT 17																			
David Anthony Jaramillo		0							1	5	2	6	9	12	2		0	37	
Rick Kennedy		1							6	25	7	8	16	21	10		5	99	
William Foster, III		0							2	3	1	1	9	5	2		5	28	
RAILROAD COMMISSIONER																			
Roberto R. "Beto" Alonzo	13	0	0	6	7	4	0	9	1	10	2	4	10	13	2	3	2	86	
Kelly Stone	12	1	2	3	8	5	0	8	3	13	5	4	7	8	5	2	4	90	
Chrysta Castaneda	15	0	7	5	2	5	0	7	2	5	0	5	5	9	3	5	3	78	
Mark Watson	11	0	3	3	4	5	0	12	5	7	3	2	11	12	7	2	0	87	
CHIEF JUSTICE, SUPREME COURT																			
Jerry Zimmerer	10	0	2	2	6	7	0	8	3	6	2	3	11	10	6	0	3	79	
Amy Clark Meachum	40	1	9	15	16	12	0	27	8	31	6	12	23	31	11	13	6	261	
JUSTICE, SUPREME COURT, PLACE 6																			
Kathy Cheng	33	1	6	14	17	10	0	25	8	28	8	10	22	31	11	11	4	239	
Larry Praeger	17	0	4	3	5	9	0	10	3	8	1	5	12	11	5	1	5	99	
JUSTICE, SUPREME COURT, PLACE 7																			
Staci Williams	41	1	4	11	13	15	0	23	5	30	6	9	24	39	15	8	8	252	
Brandy Voss	10	0	6	7	7	2	0	12	5	7	2	6	7	5	3	4	3	86	
JUSTICE, SUPREME COURT, PLACE 8																			
Gisela D. Triana	31	1	7	10	11	8	0	21	6	17	3	8	16	23	10	7	3	182	
Peter Kelly	16	0	3	9	11	10	0	11	4	20	5	7	14	17	7	5	8	147	
JUDGE, COURT OF CRIMINAL APPEALS, PLACE 3																			
Dan Wood	10	1	2	6	6	4	0	8	0	9	3	3	11	7	8	0	4	82	
William Pieratt Demond	7	0	0	1	2	1	0	5	0	4	1	0	1	9	1	0	0	32	
Elizabeth Davis Frizell	32	0	8	11	15	13	0	20	10	23	4	12	21	23	10	12	6	220	
JUDGE, COURT OF CRIMINAL APPEALS, PLACE 4																			
Tina Clinton	39	1	9	14	13	13	0	26	8	28	6	11	21	34	14	12	5	254	
Steven Miers	8	0	1	4	9	5	0	6	2	6	1	4	11	10	3	1	4	75	
JUDGE, COURT OF CRIMINAL APPEALS, PLACE 9																			
Brandon Birmingham	38	2	9	15	17	14	0	25	9	28	7	15	29	29	12	10	9	268	
MEMBER, STATE BOARD OF EDUCATION, DISTRICT 10																			
Stephen Wyman	15	0	0	5	5	5	0	4	2	8	2	4	12	9	6	1	3	81	
Marsha Burnett-Webster	32	1	10	12	16	14	0	27	8	26	6	11	20	30	11	11	8	243	
STATE REPRESENTATIVE, DISTRICT 57																			
Jason Rogers	42	1	10	17	18	17	0	29	10	34	8	15	30	31	16	9	11	298	
COUNTY CHAIRMAN																			
Bart Ewald	41	1	10	14	18	18	0	28	9	32	8	15	28	31	16	10	6	285	

**LEON COUNTY, TX
2020 PRIMARY ELECTIONS
March 3, 2020**

REPUBLICAN																			
PROPOSITION 1																			
Yes	482	75	130	203	213	174	12	378	211	362	118	359	260	155	249	58	87	3,526	
No	54	11	17	15	37	16	3	31	25	54	8	56	46	29	43	2	7	454	
PROPOSITION 2																			
Yes	476	77	127	192	210	168	15	361	207	363	111	367	264	152	254	50	78	3,472	
No	61	9	22	27	41	23	0	50	31	50	15	46	42	31	38	10	15	511	
PROPOSITION 3																			
Yes	501	80	135	210	231	180	15	392	221	389	118	378	275	172	283	58	83	3,721	
No	29	6	9	7	15	7	0	17	14	23	4	27	22	12	8	2	8	210	
PROPOSITION 4																			
Yes	497	83	135	214	237	181	15	392	225	389	119	396	290	177	283	58	87	3,778	
No	32	3	9	6	6	9	0	17	4	22	2	13	11	7	6	2	5	154	
PROPOSITION 5																			
Yes	491	77	124	203	228	177	15	368	205	381	115	378	277	168	271	58	87	3,623	
No	34	8	20	15	18	11	0	40	22	26	8	30	21	15	18	2	5	293	
PROPOSITION 6																			
Yes	504	80	131	207	228	176	15	379	218	390	113	395	276	174	274	58	84	3,702	
No	21	6	10	9	17	11	0	25	12	18	8	14	24	8	16	1	9	209	
PROPOSITION 7																			
Yes	524	84	141	215	245	187	15	404	234	409	125	408	299	179	293	57	90	3,909	
No	8	2	4	3	1	2	0	6	1	3	1	5	1	5	1	1	1	45	
PROPOSITION 8																			
Yes	517	83	138	217	248	186	15	407	232	406	122	406	293	180	286	59	89	3,884	
No	9	3	3	1	1	2	0	3	2	4	1	6	5	3	1	0	2	46	
PROPOSITION 9																			
Yes	510	84	134	213	233	179	15	405	228	390	117	387	285	172	276	59	88	3,775	
No	18	2	9	6	15	11	0	7	8	21	5	18	16	10	15	0	4	165	
PROPOSITION 10																			
Yes	490	75	132	204	226	165	15	390	222	368	114	376	278	174	269	53	84	3,635	
No	30	9	11	15	18	20	0	20	11	31	7	28	18	8	17	6	7	256	
DEMOCRATIC																			
PROPOSITION 1																			
Yes	57	1	12	19	23	20	0	36	11	37	9	16	38	45	22	16	12	374	
No	1	0	0	0	4	1	0	4	2	2	1	0	1	3	1	0	0	20	
PROPOSITION 2																			
Yes	59	1	13	17	26	20	0	40	12	39	9	15	38	50	22	15	12	388	
No	2	0	0	2	4	1	0	4	2	3	0	1	2	2	1	1	0	25	
PROPOSITION 3																			
Yes	59	3	13	18	29	21	0	43	11	40	9	16	37	49	22	17	12	399	
No	1	0	0	1	0	0	0	1	2	2	0	0	2	1	1	0	0	11	
PROPOSITION 4																			
Yes	56	2	13	17	26	20	0	40	11	38	9	16	36	50	22	16	12	384	
No	3	0	0	1	3	1	0	4	3	3	0	0	3	0	1	0	0	22	
PROPOSITION 5																			
Yes	58	2	13	20	29	20	0	42	11	40	8	16	38	49	21	17	11	395	
No	2	0	0	0	0	1	0	1	2	2	0	0	1	1	1	0	0	11	
PROPOSITION 6																			
Yes	59	2	13	20	28	20	0	42	11	40	8	16	38	49	20	16	12	394	
No	1	0	0	0	1	1	0	2	2	2	1	0	1	0	1	0	0	12	
PROPOSITION 7																			
Yes	57	1	12	18	27	19	0	39	10	38	8	16	38	48	21	15	11	378	
No	2	1	1	1	2	2	0	5	3	3	0	0	2	2	1	1	0	26	
PROPOSITION 8																			
Yes	58	2	13	19	30	20	0	40	11	40	8	15	39	48	22	16	12	393	
No	2	0	0	1	1	1	0	4	1	2	1	1	1	2	1	1	0	19	
PROPOSITION 9																			
Yes	59	3	13	20	30	20	0	40	11	40	9	16	38	50	22	13	14	398	
No	0	0	0	0	0	1	0	2	1	2	0	0	1	0	2	3	0	12	
PROPOSITION 10																			
Yes	57	2	12	19	26	18	0	42	12	38	8	16	39	44	21	17	11	382	
No	2	0	1	1	2	3	0	2	2	3	0	0	1	6	3	0	1	27	
PROPOSITION 11																			
Yes	57	2	12	18	30	20	0	42	11	34	8	14	35	45	19	14	11	372	
No	4	0	0	3	0	1	0	2	1	7	1	2	4	4	3	3	0	35	

Election Results as Canvassed by Democratic and Republican Party Chairs, County Clerk and Election Administrator on March 12, 2020.
Election Results as Canvassed by Leon County Commissioners Court on March 25, 2020.

LEON COUNTY, TX 03/03/20 PRIMARY ELECTION

EARLY VOTING:

	PROVISIONAL	REPUBLICAN	DEMOCRATIC	TOTALS
PCT'S #1-14A		1510	98	1608
LIMITED BALLOTS		8	1	9
		1518	99	1617
BALLOTS BY MAIL		191	46	237
FPCA BALLOTS BY MAIL		3	0	3
		194	46	240

ELECTION DAY:

PCT #1		172	31	203
PCT #1A		22	1	23
PCT #2		75	5	80
PCT #3		108	15	123
PCT #4		212	28	240
PCT #5		111	13	124
PCT #5A		9	0	9
PCT #6		341	43	384
PCT #7		169	9	178
PCT #8		279	33	312
PCT #9		69	8	77
PCT #10		248	12	260
PCT #11		197	29	226
PCT #12		142	45	187
PCT #13		146	14	160
PCT #14		20	10	30
PCT #14A		49	6	55
TOTAL ELECTION DAY:		2369	302	2671
TOTAL EARLY VOTING & ELECTION DAY:		4081	447	4528

	TOTAL VOTES	%	EARLY VOTING	ELECTION DAY	BY MAIL	LIMITED	PROVISIONAL
PRECINCTS COUNTED (OF 17)	17	100.00					
REGISTERED VOTERS - TOTAL	11,295						
BALLOTS CAST - TOTAL	4,523		1,608	2,671	235	9	0
BALLOTS CAST - REPUBLICAN PARTY	4,081	90.23	1,510	2,369	194	8	0
BALLOTS CAST - DEMOCRATIC PARTY	447	9.88	98	302	46	1	0
VOTER TURNOUT - TOTAL		40.04					

	TOTAL VOTES	%	EARLY VOTING	ELECTION DAY	BY MAIL	LIMITED	PROVISIONAL
President							
Vote for 1							
(WITH 17 OF 17 PRECINCTS COUNTED)							
Zoltan G. Istvan	1	.02	0	1	0	0	0
Donald J. Trump	3,905	96.87	1,445	2,263	189	8	0
Joe Walsh	22	.55	8	14	0	0	0
Bill Weld	10	.25	5	3	2	0	0
Matthew John Matern	6	.15	2	3	1	0	0
Bob Ely	6	.15	2	3	1	0	0
Roque "Rocky" De La Fuente Guerra	10	.25	0	10	0	0	0
Uncommitted.	71	1.76	32	38	1	0	0
Total	4,031		1,494	2,335	194	8	0
Over Votes	0		0	0	0	0	0
Under Votes	50		16	34	0	0	0

United States Senator							
Vote for 1							
(WITH 17 OF 17 PRECINCTS COUNTED)							
Mark Yancey.	408	11.18	130	269	9	0	0
Dwayne Stovall.	468	12.82	172	284	12	0	0
John Anthony Castro	102	2.79	37	64	1	0	0
Virgil Bierschwale	39	1.07	13	25	0	1	0
John Cornyn.	2,633	72.14	997	1,461	169	6	0
Total	3,650		1,349	2,103	191	7	0
Over Votes	0		0	0	0	0	0
Under Votes	431		161	266	3	1	0

US Representative, District 8							
Vote for 1							
(WITH 7 OF 7 PRECINCTS COUNTED)							
Kirk Osborn.	157	9.09	63	86	8	0	0
Kevin Brady.	1,510	87.38	596	836	76	2	0
Melissa Esparza-Mathis	61	3.53	27	34	0	0	0
Total	1,728		686	956	84	2	0
Over Votes	0		0	0	0	0	0
Under Votes	135		52	83	0	0	0

US Representative, District 17							
Vote for 1							
(WITH 10 OF 10 PRECINCTS COUNTED)							
Jeff Oppenheim.	25	1.22	3	20	1	1	0
Trent Sutton	158	7.70	63	92	3	0	0
Scott Bland.	25	1.22	9	16	0	0	0
Ahmad Adnan.	7	.34	0	7	0	0	0
Laurie Godfrey McReynolds	14	.68	5	9	0	0	0
David Saucedo	18	.88	3	15	0	0	0
Elianor Vessali	118	5.75	36	82	0	0	0
Renøe Swann.	353	17.21	142	183	26	2	0
Todd Kent	68	3.32	20	45	2	1	0
George W. Hindman.	291	14.19	121	158	12	0	0
Pete Sessions	959	46.76	302	593	64	0	0
Kristen Alamo Rowin	15	.73	7	8	0	0	0
Total	2,051		711	1,228	108	4	0
Over Votes	0		0	0	0	0	0
Under Votes	165		61	102	2	0	0

	TOTAL VOTES	%	EARLY VOTING	ELECTION DAY	BY MAIL	LIMITED	PROVISIONAL
Railroad Commissioner							
Vote for 1							
(WITH 17 OF 17 PRECINCTS COUNTED)							
James "Jim" Wright	2,155	63.85	771	1,286	95	3	0
Ryan Sitton.	1,220	36.15	463	679	74	4	0
Total	3,375		1,234	1,965	169	7	0
Over Votes	0		0	0	0	0	0
Under Votes	706		276	404	25	1	0
Chief Justice, Supreme Court							
Vote for 1							
(WITH 17 OF 17 PRECINCTS COUNTED)							
Nathan Hecht	3,011	100.00	1,116	1,727	160	8	0
Total	3,011		1,116	1,727	160	8	0
Over Votes	0		0	0	0	0	0
Under Votes	1,070		394	642	34	0	0
Justice, Supreme Court, Place 6							
Vote for 1							
(WITH 17 OF 17 PRECINCTS COUNTED)							
Jane Bland	2,974	100.00	1,105	1,703	158	8	0
Total	2,974		1,105	1,703	158	8	0
Over Votes	0		0	0	0	0	0
Under Votes	1,107		405	666	36	0	0
Justice, Supreme Court, Place 7							
Vote for 1							
(WITH 17 OF 17 PRECINCTS COUNTED)							
Jeff Boyd	2,991	100.00	1,107	1,719	157	8	0
Total	2,991		1,107	1,719	157	8	0
Over Votes	0		0	0	0	0	0
Under Votes	1,090		403	650	37	0	0
Justice, Supreme Court, Place 8							
Vote for 1							
(WITH 17 OF 17 PRECINCTS COUNTED)							
Brett Busby.	2,993	100.00	1,115	1,714	156	8	0
Total	2,993		1,115	1,714	156	8	0
Over Votes	0		0	0	0	0	0
Under Votes	1,088		395	655	38	0	0
Judge, Ct of Criminal Appeals, Pl 3							
Vote for 1							
(WITH 17 OF 17 PRECINCTS COUNTED)							
Gina Parker.	1,427	44.93	514	848	61	4	0
Bert Richardson	1,749	55.07	660	984	101	4	0
Total	3,176		1,174	1,832	162	8	0
Over Votes	0		0	0	0	0	0
Under Votes	905		336	537	32	0	0

	TOTAL VOTES	%	EARLY VOTING	ELECTION DAY	BY MAIL	LIMITED	PROVISIONAL
Judge, Ct of Criminal Appeals, Pl 4							
Vote for 1							
(WITH 17 OF 17 PRECINCTS COUNTED)							
Kevin Patrick Yeary	2,939	100.00	1,088	1,686	157	8	0
Total	2,939		1,088	1,686	157	8	0
Over Votes	0		0	0	0	0	0
Under Votes	1,142		422	683	37	0	0
Judge, Ct of Criminal Appeals, Pl 9							
Vote for 1							
(WITH 17 OF 17 PRECINCTS COUNTED)							
David Newell	2,918	100.00	1,091	1,662	157	8	0
Total	2,918		1,091	1,662	157	8	0
Over Votes	0		0	0	0	0	0
Under Votes	1,163		419	707	37	0	0
Member, State BoE, District 10							
Vote for 1							
(WITH 17 OF 17 PRECINCTS COUNTED)							
Tom Maynard.	2,914	100.00	1,091	1,663	159	1	0
Total	2,914		1,091	1,663	159	1	0
Over Votes	0		0	0	0	0	0
Under Votes	1,160		419	706	35	0	0
State Representative, District 57							
Vote for 1							
(WITH 17 OF 17 PRECINCTS COUNTED)							
Trent Ashby.	3,346	100.00	1,273	1,892	181	0	0
Total	3,346		1,273	1,892	181	0	0
Over Votes	0		0	0	0	0	0
Under Votes	727		237	477	13	0	0
Justice, 10th Ct of Appeals Dist, Pl 2							
Vote for 1							
(WITH 17 OF 17 PRECINCTS COUNTED)							
Matt Johnson	2,891	100.00	1,082	1,654	154	1	0
Total	2,891		1,082	1,654	154	1	0
Over Votes	0		0	0	0	0	0
Under Votes	1,183		428	715	40	0	0
Justice, 10th Ct of Appeals Dist, Pl 3							
Vote for 1							
(WITH 17 OF 17 PRECINCTS COUNTED)							
John E. Neill	2,878	100.00	1,071	1,651	155	1	0
Total	2,878		1,071	1,651	155	1	0
Over Votes	0		0	0	0	0	0
Under Votes	1,196		439	718	39	0	0

	TOTAL VOTES	%	EARLY VOTING	ELECTION DAY	BY MAIL	LIMITED	PROVISIONAL
District Attorney, 369th Judicial Dist							
Vote for 1							
(WITH 17 OF 17 PRECINCTS COUNTED)							
Whitney Thompson Smith	1,611	42.28	578	975	58	0	0
James Caleb Henson	2,199	57.72	860	1,218	121	0	0
Total	3,810		1,438	2,193	179	0	0
Over Votes	0		0	0	0	0	0
Under Votes	263		72	176	15	0	0
County Attorney							
Vote for 1							
(WITH 17 OF 17 PRECINCTS COUNTED)							
Keith Cook	3,103	100.00	1,176	1,757	170	0	0
Total	3,103		1,176	1,757	170	0	0
Over Votes	0		0	0	0	0	0
Under Votes	970		334	612	24	0	0
Sheriff							
Vote for 1							
(WITH 17 OF 17 PRECINCTS COUNTED)							
Kevin Ellis.	3,533	100.00	1,340	2,011	182	0	0
Total	3,533		1,340	2,011	182	0	0
Over Votes	0		0	0	0	0	0
Under Votes	540		170	358	12	0	0
County Tax Assessor-Collector							
Vote for 1							
(WITH 17 OF 17 PRECINCTS COUNTED)							
Robin Shafer	3,329	100.00	1,261	1,890	178	0	0
Total	3,329		1,261	1,890	178	0	0
Over Votes	0		0	0	0	0	0
Under Votes	744		249	479	16	0	0
County Commissioner, Pct 1							
Vote for 1							
(WITH 6 OF 6 PRECINCTS COUNTED)							
Don Rose.	374	32.84	206	143	25	0	0
Joey Sullivan	765	67.16	448	285	32	0	0
Total	1,139		654	428	57	0	0
Over Votes	0		0	0	0	0	0
Under Votes	31		13	18	0	0	0
County Commissioner, Pct 3							
Vote for 1							
(WITH 3 OF 3 PRECINCTS COUNTED)							
W. Dean Stanford	379	40.02	110	241	28	0	0
Kyle Workman	568	59.98	214	340	14	0	0
Total	947		324	581	42	0	0
Over Votes	0		0	0	0	0	0
Under Votes	25		9	15	1	0	0

	TOTAL VOTES	%	EARLY VOTING	ELECTION DAY	BY MAIL	LIMITED	PROVISIONAL
Constable, Pct 1							
Vote for 1							
(WITH 6 OF 6 PRECINCTS COUNTED)							
Glenn Hightower	985	60.80	344	584	57	0	0
Chris Johnson	635	39.20	204	406	25	0	0
Total	1,620		548	990	82	0	0
Over Votes	0		0	0	0	0	0
Under Votes	150		52	91	7	0	0
Constable, Pct 2							
Vote for 1							
(WITH 6 OF 6 PRECINCTS COUNTED)							
George Holleman	970	100.00	550	369	51	0	0
Total	970		550	369	51	0	0
Over Votes	0		0	0	0	0	0
Under Votes	200		117	77	6	0	0
Constable, Pct 4							
Vote for 1							
(WITH 5 OF 5 PRECINCTS COUNTED)							
David Welch.	866	100.00	187	636	43	0	0
Total	866		187	636	43	0	0
Over Votes	0		0	0	0	0	0
Under Votes	267		56	206	5	0	0
County Chair							
Vote for 1							
(WITH 17 OF 17 PRECINCTS COUNTED)							
Ken Kunz.	3,017	100.00	1,145	1,713	159	0	0
Total	3,017		1,145	1,713	159	0	0
Over Votes	0		0	0	0	0	0
Under Votes	1,056		365	656	35	0	0

	TOTAL VOTES	%	EARLY VOTING	ELECTION DAY	BY MAIL	LIMITED	PROVISIONAL
President							
Vote for 1							
(WITH 17 OF 17 PRECINCTS COUNTED)							
Michael R. Bloomberg	69	15.61	24	35	10	0	0
Michael Bennet	0		0	0	0	0	0
Robby Wells	1	.23	0	0	1	0	0
Andrew Yang	1	.23	0	0	1	0	0
Amy Klobuchar	9	2.04	9	0	0	0	0
Marianne Williamson	2	.45	1	1	0	0	0
Elizabeth Warren	24	5.43	6	16	2	0	0
Julian Castro	0		0	0	0	0	0
Pete Buttigieg	16	3.62	11	1	3	1	0
Tulsi Gabbard	0		0	0	0	0	0
Bernie Sanders	67	15.16	17	42	8	0	0
Joseph R. Biden	247	55.88	28	201	18	0	0
Deval Patrick	0		0	0	0	0	0
Tom Steyer	2	.45	0	0	2	0	0
Cory Booker	0		0	0	0	0	0
Roque "Rocky" De La Fuente	2	.45	0	2	0	0	0
John K. Delaney	2	.45	1	1	0	0	0
Total	442		97	299	45	1	0
Over Votes	0		0	0	0	0	0
Under Votes	5		1	3	1	0	0

United States Senator

Vote for 1

(WITH 17 OF 17 PRECINCTS COUNTED)

Cristina Tzintzun Ramirez	33	8.51	5	24	4	0	0
Royce West	85	21.91	14	54	17	0	0
Mary (MJ) Hegar	84	21.65	25	52	7	0	0
Sema Hernandez	18	4.64	5	13	0	0	0
Michael Cooper	22	5.67	3	17	2	0	0
Jack Daniel Foster, Jr.	6	1.55	2	3	1	0	0
Victor Hugo Harris	11	2.84	3	5	2	1	0
D. R. Hunter	9	2.32	2	6	1	0	0
Adrian Ocegueda	2	.52	0	2	0	0	0
Annie "Mama" Garcia	30	7.73	8	22	0	0	0
Chris Bell	43	11.08	13	26	4	0	0
Amanda K. Edwards	45	11.60	11	29	5	0	0
Total	388		91	253	43	1	0
Over Votes	0		0	0	0	0	0
Under Votes	59		7	49	3	0	0

US Representative, District 8

Vote for 1

(WITH 7 OF 7 PRECINCTS COUNTED)

Elizabeth Hernandez	71	47.02	23	45	3	0	0
Laura Jones	80	52.98	20	52	8	0	0
Total	151		43	97	11	0	0
Over Votes	0		0	0	0	0	0
Under Votes	66		14	48	4	0	0

	TOTAL VOTES	%	EARLY VOTING	ELECTION DAY	BY MAIL	LIMITED	PROVISIONAL
US Representative, District 17							
Vote for 1							
(WITH 10 OF 10 PRECINCTS COUNTED)							
David Anthony Jaramillo.	37	22.56	3	32	2	0	0
Rick Kennedy	99	60.37	21	62	15	1	0
William Foster, III	28	17.07	5	16	7	0	0
Total	164		29	110	24	1	0
Over Votes	0		0	0	0	0	0
Under Votes	66		12	47	7	0	0

Railroad Commissioner							
Vote for 1							
(WITH 17 OF 17 PRECINCTS COUNTED)							
Roberto R. "Beto" Alonzo	86	25.22	21	61	4	0	0
Kelly Stone.	90	26.39	24	55	11	0	0
Chrysta Castaneda.	78	22.87	19	44	15	0	0
Mark Watson.	87	25.51	15	63	8	1	0
Total	341		79	223	38	1	0
Over Votes	0		0	0	0	0	0
Under Votes	106		19	79	8	0	0

Chief Justice, Supreme Court							
Vote for 1							
(WITH 17 OF 17 PRECINCTS COUNTED)							
Jerry Zimmerer.	79	23.24	21	52	5	1	0
Amy Clark Meachum.	261	76.76	55	172	34	0	0
Total	340		76	224	39	1	0
Over Votes	0		0	0	0	0	0
Under Votes	107		22	78	7	0	0

Justice, Supreme Court, Place 6							
Vote for 1							
(WITH 17 OF 17 PRECINCTS COUNTED)							
Kathy Cheng.	239	70.71	58	152	29	0	0
Larry Praeger	99	29.29	19	70	9	1	0
Total	338		77	222	38	1	0
Over Votes	0		0	0	0	0	0
Under Votes	109		21	80	8	0	0

Justice, Supreme Court, Place 7							
Vote for 1							
(WITH 17 OF 17 PRECINCTS COUNTED)							
Staci Williams.	252	74.56	66	159	27	0	0
Brandy Voss.	86	25.44	12	62	11	1	0
Total	338		78	221	38	1	0
Over Votes	0		0	0	0	0	0
Under Votes	109		20	81	8	0	0

	TOTAL VOTES	%	EARLY VOTING	ELECTION DAY	BY MAIL	LIMITED	PROVISIONAL
Justice, Supreme Court, Place 8							
Vote for 1							
(WITH 17 OF 17 PRECINCTS COUNTED)							
Gisela D. Triana	182	55.32	43	118	21	0	0
Peter Kelly.	147	44.68	30	100	16	1	0
Total	329		73	218	37	1	0
Over Votes	0		0	0	0	0	0
Under Votes	118		25	84	9	0	0

Judge, Ct of Criminal Appeals, Pl 3							
Vote for 1							
(WITH 17 OF 17 PRECINCTS COUNTED)							
Dan Wood.	82	24.55	16	54	11	1	0
William Pieratt Demond	32	9.58	5	25	2	0	0
Elizabeth Davis Frizell.	220	65.87	55	141	24	0	0
Total	334		76	220	37	1	0
Over Votes	0		0	0	0	0	0
Under Votes	113		22	82	9	0	0

Judge, Ct of Criminal Appeals, Pl 4							
Vote for 1							
(WITH 17 OF 17 PRECINCTS COUNTED)							
Tina Clinton	254	77.20	59	169	26	0	0
Steven Mears	75	22.80	15	48	11	1	0
Total	329		74	217	37	1	0
Over Votes	0		0	0	0	0	0
Under Votes	118		24	85	9	0	0

Judge, Ct of Criminal Appeals, Pl 9							
Vote for 1							
(WITH 17 OF 17 PRECINCTS COUNTED)							
Brandon Birmingham	268	100.00	61	172	34	1	0
Total	268		61	172	34	1	0
Over Votes	0		0	0	0	0	0
Under Votes	179		37	130	12	0	0

Member, State BoE, District 10							
Vote for 1							
(WITH 17 OF 17 PRECINCTS COUNTED)							
Stephen Wyman	81	25.00	18	55	7	1	0
Marsha Burnett-Webster	243	75.00	55	157	31	0	0
Total	324		73	212	38	1	0
Over Votes	0		0	0	0	0	0
Under Votes	123		25	90	8	0	0

State Representative, District 57							
Vote for 1							
(WITH 17 OF 17 PRECINCTS COUNTED)							
Jason Rogers	298	100.00	68	195	35	0	0
Total	298		68	195	35	0	0
Over Votes	0		0	0	0	0	0
Under Votes	148		30	107	11	0	0

	TOTAL VOTES	%	EARLY VOTING	ELECTION DAY	BY MAIL	LIMITED	PROVISIONAL
County Chair							
Vote for 1							
(WITH 17 OF 17 PRECINCTS COUNTED)							
Bart Ewald	285	100.00	70	189	26	0	0
Total	285		70	189	26	0	0
Over Votes	0		0	0	0	0	0
Under Votes	161		28	113	20	0	0